

Please write clearly in block capitals.

Centre number

Candidate number

Surname _____

Forename(s) _____

Candidate signature _____

AS COMPUTER SCIENCE

Paper 2

Friday 24 May 2019

Morning

Time allowed: 1 hour 30 minutes

Materials

For this paper you must have:

- a calculator.




Instructions

- Use black ink or black ball-point pen.
- Fill in the boxes at the top of this page.
- Answer **all** questions.
- You must answer the questions in the spaces provided. Do not write outside the box around each page or on blank pages.
- Do all rough work in this book. Cross through any work you do not want to be marked.

Information

- The marks for questions are shown in brackets.
- The maximum mark for this paper is 75.

Advice

- In some questions you are required to indicate your answer by completely shading a lozenge alongside the appropriate answer as shown. 
- If you want to change your answer you must cross out your original answer as shown. 
- If you wish to return to an answer previously crossed out, ring the answer you now wish to select as shown. 

For Examiner's Use	
Question	Mark
1	
2	
3	
4	
5	
6	
7	
8	
9	
10	
11	
TOTAL	



Answer **all** questions in the spaces provided.

Do not write
outside the
box

0 1 . 1

Explain the difference between the set of natural numbers and the set of integer numbers.

[1 mark]

0 1 . 2

Explain the difference between rational and irrational numbers.

[1 mark]

0 2 . 1

Convert the bit pattern shown below into hexadecimal.

1	0	1	1	0	1	1	1
---	---	---	---	---	---	---	---

[1 mark]

0 2 . 2

Explain why programmers often use hexadecimal to represent bit patterns instead of binary.

[1 mark]



0 2 . 3

The bit pattern below represents an **unsigned fixed-point binary** number with five bits before and five bits after the binary point.

Convert the binary number into decimal.

1	0	0	1	1	.	1	0	0	0	1
---	---	---	---	---	---	---	---	---	---	---

[2 marks]

0 2 . 4

Explain how the **two's complement binary integer** 00100111 can be subtracted from the **two's complement binary integer** 01001001 without converting the numbers into decimal.

[2 marks]

Turn over for the next question

Turn over ►



0 3 . 1

The bit pattern 00111000 is the character code for the numeric character '8'

The bit pattern 00001000 represents the decimal number 8

Explain how a computer could convert the character code for '8' to the bit pattern for its corresponding decimal value.

[1 mark]

0 3 . 2

ASCII and Unicode are two common information coding systems.

Explain why Unicode was introduced as an alternative to ASCII.

[2 marks]



0 4 . 1

Sampling with an 8-bit sample resolution means that each sample can be approximated to one of 256 different levels.

If the sample resolution is increased to 10 bits, how many **more** levels are available for approximating samples?

[1 mark]

0 4 . 2

A sound lasts 3 minutes and 20 seconds. It is sampled at a 44.1kHz sample rate with a 16-bit sample resolution.

A sample rate of 1Hz means that one sample has been taken every second.

Calculate the minimum amount of storage space, in megabytes (MB), needed to store the sampled sound.

You should show your working.

[3 marks]

Answer: _____

4

Turn over for the next question

Turn over ►



0 5

A computer system can be defined as hardware and software working together.

0 5 . 1

What is meant by the term hardware?

[1 mark]

0 5 . 2

What is meant by the term software?

[1 mark]

0 5 . 3

Explain the key difference between system software and application software.

[2 marks]

0 5 . 4

Some of the following types of software are examples of system software.

Shade in **two** lozenges to indicate which types of software are system software.

[2 marks]

Compiler	<input type="checkbox"/>	Photo editor	<input type="checkbox"/>	Spreadsheet	<input type="checkbox"/>
Computer game	<input type="checkbox"/>	Operating system	<input type="checkbox"/>	Word processor	<input type="checkbox"/>



0 6 . 1

State the name of the logic gate represented by the truth table shown in **Figure 1**.**[1 mark]****Figure 1**

A	B	Q
0	0	1
0	1	0
1	0	0
1	1	0

Answer: _____

0 6 . 2

A factory has a machine for filling bottles on a conveyor belt.

- Q represents the signal to move the conveyor belt on. When Q is set to true the belt will move on.
- A is a sensor which outputs true if a bottle is present.
- B is a sensor which outputs true if a bottle is full.
- C is a sensor which outputs true if a bottle is correctly positioned.
- D is a sensor which outputs true if the next section has a bottle in it.

The conveyor belt is able to move if both of these conditions are true:

- a bottle is full and correctly positioned or there is no bottle present
- there is no bottle in the next section.

In the box below, draw a logic circuit for the machine.

[3 marks]**Turn over ►**

0 6 . 3

De Morgan's laws can be applied to enable a combination of logic gates to be replaced by a single gate that produces the same output.

What single gate could replace the combination of gates in the expression $\overline{\overline{A} \cdot \overline{B}}$?

[1 mark]

0 6 . 4

Using the rules and identities of Boolean Algebra, simplify the following Boolean expression.

$$A \cdot (A + C) \cdot \overline{A} + \overline{\overline{A} \cdot \overline{A} \cdot B}$$

[4 marks]



0 7

When the processor writes data to the main memory it will make use of the address, control and data buses.

Explain how **each** of these buses will be used during this **write** process.

[4 marks]

4

Turn over for the next question

Turn over ►



0 8

Modern computers often come with hard disks and solid-state disks (SSD) but no optical disk drives.

0 8 . 1

Explain why computers often have both of these types of storage rather than just having a hard disk or just having an SSD.

[2 marks]

0 8 . 2

Explain why it is faster to access data from solid state storage than from an optical disk.

[2 marks]

0 9

Three students share a house when they go to university and have set up a peer-to-peer network between their computers for sharing files and playing multi-user games.

0 9 . 1

Explain why a peer-to-peer network might be a better choice for the students than a client-server network.

[2 marks]

4



Do not write outside the box

0 9 . 2

Define the term 'protocol'.

[1 mark]

0 9 . 3

Define the term 'baud rate'.

[1 mark]

0 9 . 4

Define the term 'bandwidth'.

[1 mark]

0 9 . 5

Discuss how encrypting data with WPA/WPA2, disabling SSID broadcasting and MAC address whitelisting could enhance the security of a WiFi network.

[3 marks]

Find Personal Tutor from www.wisesproout.co.uk

找名导师，用小程序线上辅导（微信小程序同名）

Turn over ►



09 . 7

Explain an advantage that majority voting has over using parity bits when transmitting data.

[1 mark]

17**Turn over for the next question****Turn over ►**

Table 1 shows the standard AQA assembly language instruction set that should be used to answer question part **10.1**

Do not write
outside the
box

Table 1 – standard AQA assembly language instruction set

LDR Rd, <memory ref>	Load the value stored in the memory location specified by <memory ref> into register d.
STR Rd, <memory ref>	Store the value that is in register d into the memory location specified by <memory ref>.
ADD Rd, Rn, <operand2>	Add the value specified in <operand2> to the value in register n and store the result in register d.
SUB Rd, Rn, <operand2>	Subtract the value specified by <operand2> from the value in register n and store the result in register d.
MOV Rd, <operand2>	Copy the value specified by <operand2> into register d.
CMP Rn, <operand2>	Compare the value stored in register n with the value specified by <operand2>.
B <label>	Always branch to the instruction at position <label> in the program.
B<condition> <label>	Branch to the instruction at position <label> if the last comparison met the criterion specified by <condition>. Possible values for <condition> and their meanings are: EQ: equal to NE: not equal to GT: greater than LT: less than
AND Rd, Rn, <operand2>	Perform a bitwise logical AND operation between the value in register n and the value specified by <operand2> and store the result in register d.
ORR Rd, Rn, <operand2>	Perform a bitwise logical OR operation between the value in register n and the value specified by <operand2> and store the result in register d.
EOR Rd, Rn, <operand2>	Perform a bitwise logical XOR (exclusive or) operation between the value in register n and the value specified by <operand2> and store the result in register d.
MVN Rd, <operand2>	Perform a bitwise logical NOT operation on the value specified by <operand2> and store the result in register d.
LSL Rd, Rn, <operand2>	Logically shift left the value stored in register n by the number of bits specified by <operand2> and store the result in register d.
LSR Rd, Rn, <operand2>	Logically shift right the value stored in register n by the number of bits specified by <operand2> and store the result in register d.
HALT	Stops the execution of the program.

Labels: A label is placed in the code by writing an identifier followed by a colon (:). To refer to a label, the identifier of the label is placed after the branch instruction.

Interpretation of <operand2>

<operand2> can be interpreted in two different ways, depending on whether the first character is a # or an R:

- # – Use the decimal value specified after the #, eg #25 means use the decimal value 25
- R_m – Use the value stored in register m, eg R₆ means use the value stored in register 6

The available general purpose registers that the programmer can use are numbered 0 to 12



1 0

Figure 2 shows an algorithm, written in pseudo-code, that is used to multiply two variables W and X together. The resulting answer is stored in variable Y . It can be assumed that both W and X are positive integers. Z is a temporary variable. The operation DIV performs integer division.

Line numbers are included but are not part of the algorithm.

Figure 2

```

1  W ← 9
2  X ← 12
3  Y ← 0
4  REPEAT
5      Z ← W LOGICAL BITWISE AND 1
6      IF Z = 1 THEN
7          Y ← Y + X
8      END IF
9      W ← W DIV 2
10     X ← X * 2
11 UNTIL W = 0

```

1 0

. 1

Write a sequence of assembly language instructions that perform multiplication using the same method shown in **Figure 2**.

Assume that registers 0, 1, 2 and 3 are used to store the values represented by variables W , X , Y and Z accordingly.

Some lines, including those equivalent to line numbers 1 to 5 in **Figure 2**, have been completed for you.

[7 marks]

```

MOV R0, #9
MOV R1, #12
MOV R2, #0
startloop: AND R3, R0, #1

```

```

jump:

```

```

B startloop
endloop:

```

Turn over ►

1 0 . 2

Describe **two** differences between machine code and assembly language.

[2 marks]

1 0 . 3

Assemblers and compilers are two different types of translator.

Describe **one** similarity and **one** difference between the role of an assembler and the role of a compiler.

[2 marks]



Turn over for the next question

*Do not write
outside the
box*

**DO NOT WRITE ON THIS PAGE
ANSWER IN THE SPACES PROVIDED**

Find Personal Tutor from www.wisesprout.co.uk

找名校导师，用小草线上辅导（微信小程序同名）

Turn over ►



There are no questions printed on this page

Do not write
outside the
box

**DO NOT WRITE ON THIS PAGE
ANSWER IN THE SPACES PROVIDED**

Find Personal Tutor from www.wisesproout.co.uk

找名校导师，用小草线上辅导（微信小程序同名）

Copyright information

For confidentiality purposes, from the November 2015 examination series, acknowledgements of third-party copyright material are published in a separate booklet rather than including them on the examination paper or support materials. This booklet is published after each examination series and is available for free download from www.aqa.org.uk after the live examination series.

Permission to reproduce all copyright material has been applied for. In some cases, efforts to contact copyright-holders may have been unsuccessful and AQA will be happy to rectify any omissions of acknowledgements. If you have any queries please contact the Copyright Team, AQA, Stag Hill House, Guildford, GU2 7XJ.

Copyright © 2019 AQA and its licensors. All rights reserved.



20



196A7516/2

IB/M/Jun19/7516/2